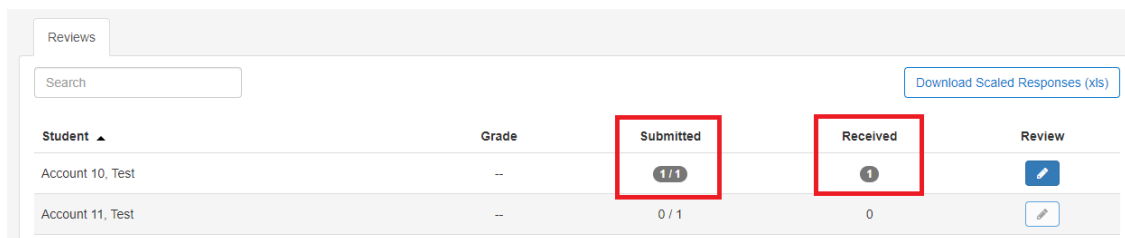




## PeerMark Reviews - a staff guide

During the review process and after, the instructor can identify who has **Submitted** and **Received** reviews.

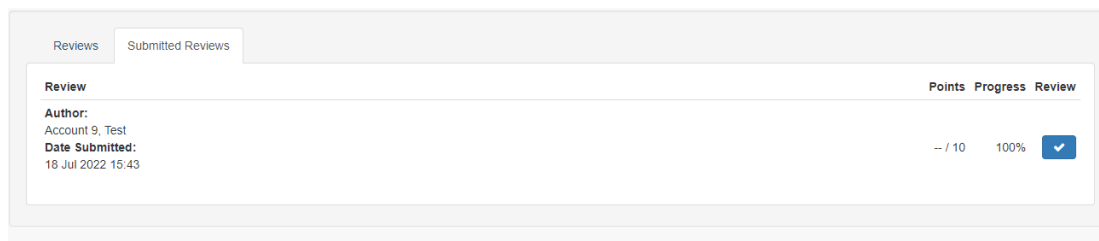
If the setting was used to hide student names, then this will only be visible to the students after the feedback release date. Staff will be able to see this throughout (unless they have used Anonymous Marking in the initial set up).


1. This example shows one review (out of a total of 1 distributed to the student) has been submitted by this author, and one review has been received from their reviewer.



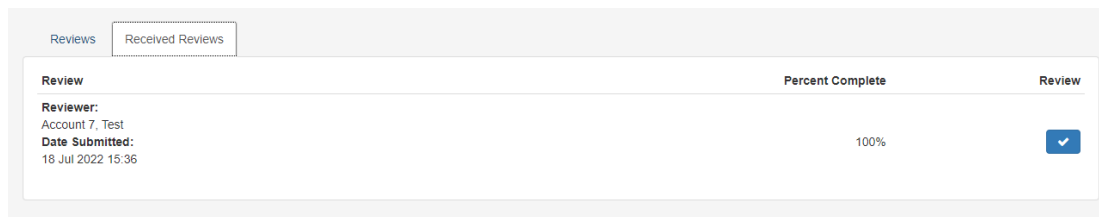
Student	Grade	Submitted	Received	Review
Account 10, Test	--	1/1	1	
Account 11, Test	--	0/1	0	


- The instructor can select the number in the **Submitted** column to view the Author of the review.



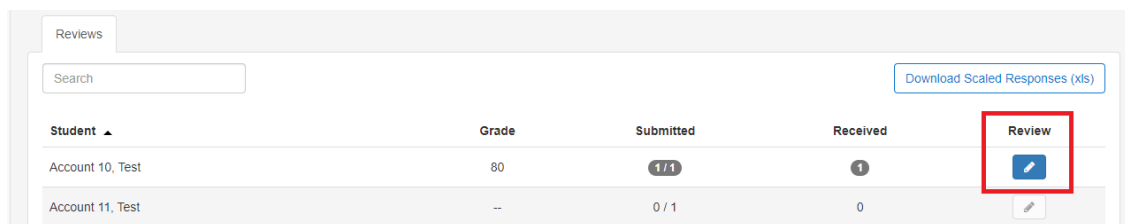
Review	Points	Progress	Review
<b>Author:</b> Account 9, Test <b>Date Submitted:</b> 18 Jul 2022 15:43	-- / 10	100%	



- The instructor can click on the **number** in the **Received** column to see Author of the **Received reviews** for that student.



Review	Percent Complete	Review
<b>Reviewer:</b> Account 7, Test <b>Date Submitted:</b> 18 Jul 2022 15:36	100%	

2. The instructor also has the choice to **Review** any student's submission by selecting the **pen** button.



Student	Grade	Submitted	Received	Review
Account 10, Test	80	1/1	1	
Account 11, Test	--	0/1	0	

If you need this document in an alternative format contact the Turnitin Service Team via IS Helpline